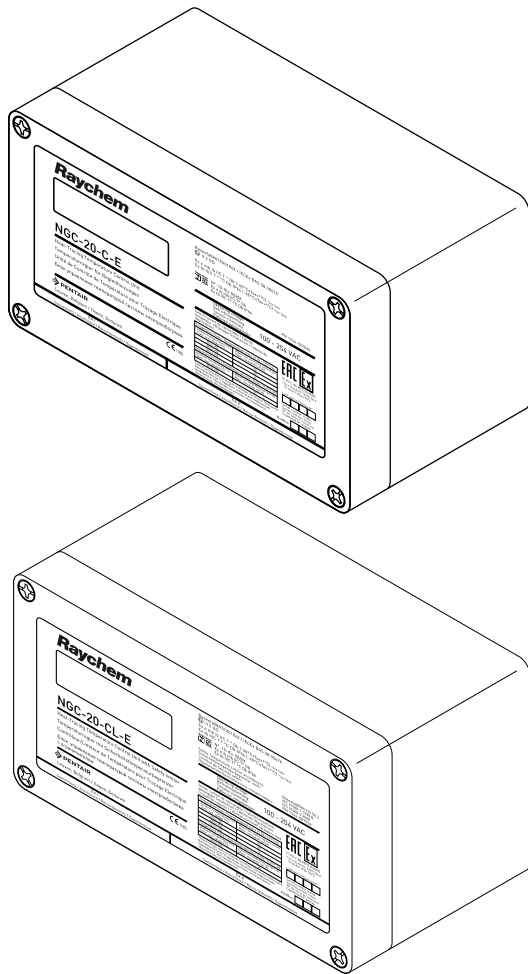


Raychem NGC-20-C-E AND NGC-20-CL-E

FIELD-MOUNTED ELECTRONIC HEAT-TRACING CONTROL UNIT



PRODUCT OVERVIEW

The Raychem NGC-20 is an electronic heat-tracing control unit featuring the benefits of local control and the capability for central monitoring. Raychem NGC-20 control unit can be used for single phase circuits up to 25 A and is approved for use in hazardous areas. The Raychem NGC-20 can provide tight temperature control and is available with an IEC 61508-SIL 2 classified safety temperature limiter on board (NGC-20-CL-E). It measures the temperature with up to two RTD(s) connected to the unit. The Safety temperature limiter has a dedicated temperature input.

CONTROL, MONITORING AND ALARM CAPABILITIES

The Raychem NGC-20 offers several different control algorithms including PASC for an optimised electrical heat-tracing control. The Raychem NGC-20 offers alarms for high and low temperature, high and low current, ground-fault current and voltage. The trip and warning level of the ground-fault current is user configurable and can be used as a warning and to isolate circuits. The Raychem NGC-20 control unit provides a dry contact relay for alarm annunciation.

AUTOMATED HEAT-TRACING SYSTEM CHECK

To ensure system integrity the Raychem NGC-20 control unit can be configured to periodically check dormant heating cables for faults. As a consequence maintenance is systematically informed about the status of the heat-tracing system and unexpected and usually expensive downtime of important pipelines can be reduced.

COMMUNICATIONS AND NETWORKING

The Raychem NGC-20 control unit is equipped with a RS-485 interface. Through this interface up to 247 Raychem NGC-20 units can be networked to a single Raychem NGC-UIT2 or to one serial port of standard PC running Pentair' Raychem Supervisor software.

The Raychem NGC-20 control unit can as well be monitored and/or configured via the Raychem NGC-CMA wireless handheld device. This device is available for hazardous and non-hazardous areas.

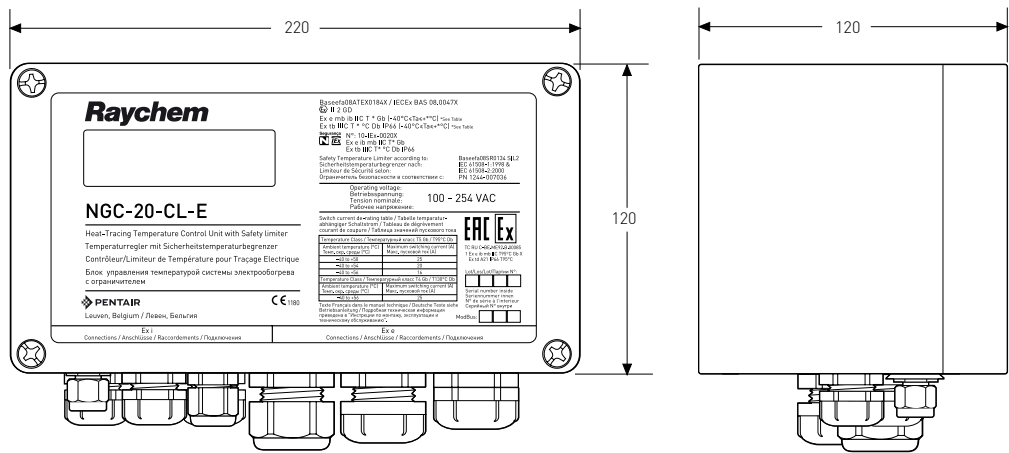
INSTALLATION

The Raychem NGC-20 control unit can be installed in the field near the heating application. The Raychem NGC-20 enclosures are manufactured from high impact-resistant, UV stabilized glass-filled polyester suitable for installation indoors or outdoors. One heating cable can be directly connected to the unit. The units can be mounted on the heated surface via an appropriate support bracket.

CONFIGURATION AND COMMISSIONING

The Raychem NGC-20 control unit can be commissioned locally by means of a handheld programming device (Raychem NGC-CMA) or from a central location using the Raychem NGC-UIT or Raychem Supervisor Software. After programming, all settings are permanently stored in the non-volatile memory of the Raychem NGC-20 control unit, avoiding loss of data in the event of power failure or after a long term power shutdown. The Raychem NGC-20 control unit allows the heating and power cable to be connected directly to the unit.

DIMENSIONS (IN MM)



Sample shown is Raychem NGC-20-CL-E Gland included in scoop of delivery - 1 x M25 x 1,5

GENERAL

Application type **CE** Raychem NGC-20-C(L)-E units are approved for use in Hazardous area Zone 1 or Zone 2 (Gas) or Zone 21 or Zone 22 (Dust) and non hazardous areas

APPROVALS

Baseefa08ATEX0184X / IEC Ex BAS 08.004 7X
Ex II 2 GD
Ex e mb ib IIC T * Gb (-40°C≤Ta≤+*°C)
*See Table
Ex tb IIIC T * °C Db IP66 (-40°C≤Ta≤+*°C)
*See Table

EAC **Ex**
TC RU C-BE.ME92.B.00085
1 Ex e ib mb IIC T95°C Gb X
Ex td A21 IP66 T95°C

Segurança **IEEx**
N°: 10-IEEx-0020X
Ex e ib mb IIC T* Gb
Ex tb IIIC T* °C Db IP66

Temperature Class T5 Gb / T95°C Db		Temperature Class T4 Gb / T130°C Db	
Maximum Ambient Temperature	Maximum Switching Current	Maximum Ambient Temperature	Maximum Switching Current
+50°C	25 A	Up to 56°C	25 A
+54°C	20 A		
+56°C	16 A		

All values as per hazardous area certification.
Current ratings are given for a supply voltage of 254 V +/-10%, 50/60 Hz and resistive loads only.

FUNCTIONAL SAFETY APPROVAL

Baseefa
IEC 61508
Product

Baseefa08SR0134 SIL2
IEC 61508-1:1998 & IEC 61508-2:2000

Conditions of Safe Use Refer to Hazardous Area Certificate or installation instructions

ENVIRONMENTAL

Temperature range control unit	From -200°C to +700°C in steps of 1K
Temperature range limiter	From -60°C to +599°C in steps of 1K (NGC-20-CL-E only)
Ambient operating temperature	From -40°C to +56°C (ATEX, IEC Ex)
Storage temperature	From -55°C to +80°C (ATEX, IEC Ex)

ENCLOSURE

	Raychem NGC-20-C(L)-E units can be installed directly on the pipe via an appropriate support bracket as long as the maximum permitted ambient temperature is not exceeded. Alternatively, units can be mounted on any stable structure via the moulded holes in the enclosure.
Protection	IP 66 per IEC-60529
Material	Glass fibre reinforced enclosure with internal earth plate on the bottom
Entries	1 x M25 gland Ø 8 – 17 mm: power IN/heating cable out 3 x M25 1 x M25 stopping plug: daisy chaining of power 1 x M25 rain plug: daisy chaining of power 3 x M20 Digital communication IN/OUT and alarm (all with stopping plugs) 2 X M16 Temperature sensor(s) 1 with stopping plug one with rain plug
Mounting & installation	Installation on an appropriate support bracket directly on the heated surface up to temperatures of 230°C. When the temperature of the heated surface is above 230°C, install the control unit to a stable structure nearby the application.
Installation position	Any position allowed, typical use with glands facing down

1 EC-61508 Safety related information is published in the NGC-20 installation instructions INSTALL-130. A copy of the INSTALL-130 can be downloaded from the literature section on salesthermaluk@pentair.com or can be obtained via your local Pentair representative.

ELECTRICAL DATA

Power supply & own power consumption	100 Vac to 254 Vac +/- 10 % 50/60 Hz 20 VA max.
Connection terminals	Spring-type
L, N and PE terminals	9 pc (cables with cross section ranging from 0.2 to 6 mm ²)
Alarm output terminals	3 pc (cables with cross section ranging from 0.2 to 2.5 mm ²)
Pt 100 (RTD) terminals	12 pc (cables with cross section ranging from 0.2 to 1.5 mm ²)
RS-485 communication	7 pc (0.2 to 1.5 mm ²)
Internal Earth stud for RTD shield	1 pc (Cable cross section max 6 mm ²)
Contact lifetime main switch	500k operations at 25 A/250 Vac (resistive load)
Alarm output relay	Contact rated 250 Vac/3 A Relay output is software programmable to open, close or to toggle in case of alarm
Electromagnetic compatibility	EN 61000-6-2:2005 (Gen. Immunity standard for industrial environments) EN 61000-6-3:2007 (Gen. Emission standard for residential, commercial and light industrial) EN 61000-3-2-2006 (Limits for harmonic current emissions) EN 61000-3-3:1995+A1:2001+A2:2005 (limitation of voltage fluctuations and flicker)
Electrical safety	EN 61010-1, Category III, Pollution degree 2
Vibration & Shock	Shock to EN 60068-2-27: 1/2 sine wave of 11 ms duration, 15 g Vibration to EN 60068-2-6/sine wave 10 to 150 Hz (p-p), 2 g

TEMPERATURE SENSORS

Compatible types	100 Ω platinum, 3-wire, α = 0.00385 Ω/°C. Can be extended with a three core shielded or braided cable of maximum 20 Ω lead resistance per conductor.
Quantity	Two RTD inputs for the control unit plus one independent temperature input for the safety limiter. All temperature sensors are permanently monitored for "sensor short", "sensor break".

COMMUNICATIONS

Physical network	RS-485 and Bluetooth Class 1
Protocol/topology	Modbus RTU or ASCII. Multi drop/Daisy chain
Cable and maximum length	Shielded twisted pair cable, 0.5 mm ² (AWG 24) or larger maximum cable length between should be no more than 1200 m
Maximum quantity of control units in one network	Max. of 247 units per Raychem NGC-UIT or per serial communication port
(Modbus) Network address	Software programmable via Raychem NGC-CMA-NH, Raychem NGC-CMA-EX or Raychem Supervisor

PROGRAMMING AND SETTING

Method	Through handheld programming device Raychem NGC-CMA-NH, NGC-CMA-EX (hazardous area) and a wireless Bluetooth connection or via RS485 interface and Raychem Supervisor software or Raychem User Interface Terminal (NGC-UIT2-ORD) and Raychem software.
Units of measure	°C or °F, software selectable
Memory	Non-volatile, no loss of parameters after the event of power outage or long term shut down, data holding time ~10 years.
LED indicators	Status LEDS are available for:
NGC-20-C-E	Heater, Alarm, RS-485 communication, Bluetooth communication
NGC-20-CL-E	Heater, Alarm, Limiter Tripped, RS-485 communication and Bluetooth

MEASURING RANGES

Temperature range control unit	From -200°C to +700°C in steps of 1K
Temperature range limiter	From -60°C to +599°C in steps of 1K (NGC-20-CL-E only)
Voltage	From 50 Vac to 305 Vac
Load Current	From 0.3 A to 30 A
Ground-fault current	From 10 mA to 250 mA (RCD/ELCB required due to IEC and/or local regulations)
Heater time alarm	From 1 to 1 x 10 ⁶ hours
Relay cycle alarm	From 0 to 2 x 10 ⁶ cycl

Ordering information**RAYCHEM NGC-20 CONTROL UNITS**

Product name	NGC-20-C-E (Hazardous area approved control unit without safety temperature limiter)
Part number & (weight)	1244-007035 (2.2 kg)
Product name	NGC-20-CL-E (Hazardous area approved control unit with integrated safety temperature limiter)
Part number & (weight)	1244-007036 (2.3 kg)

Raychem NGC-20 accessories


TEMPERATURE SENSORS

Product name	MONI-PT100-260/2 or MONI-PT100-EXE-SENSOR
--------------	---

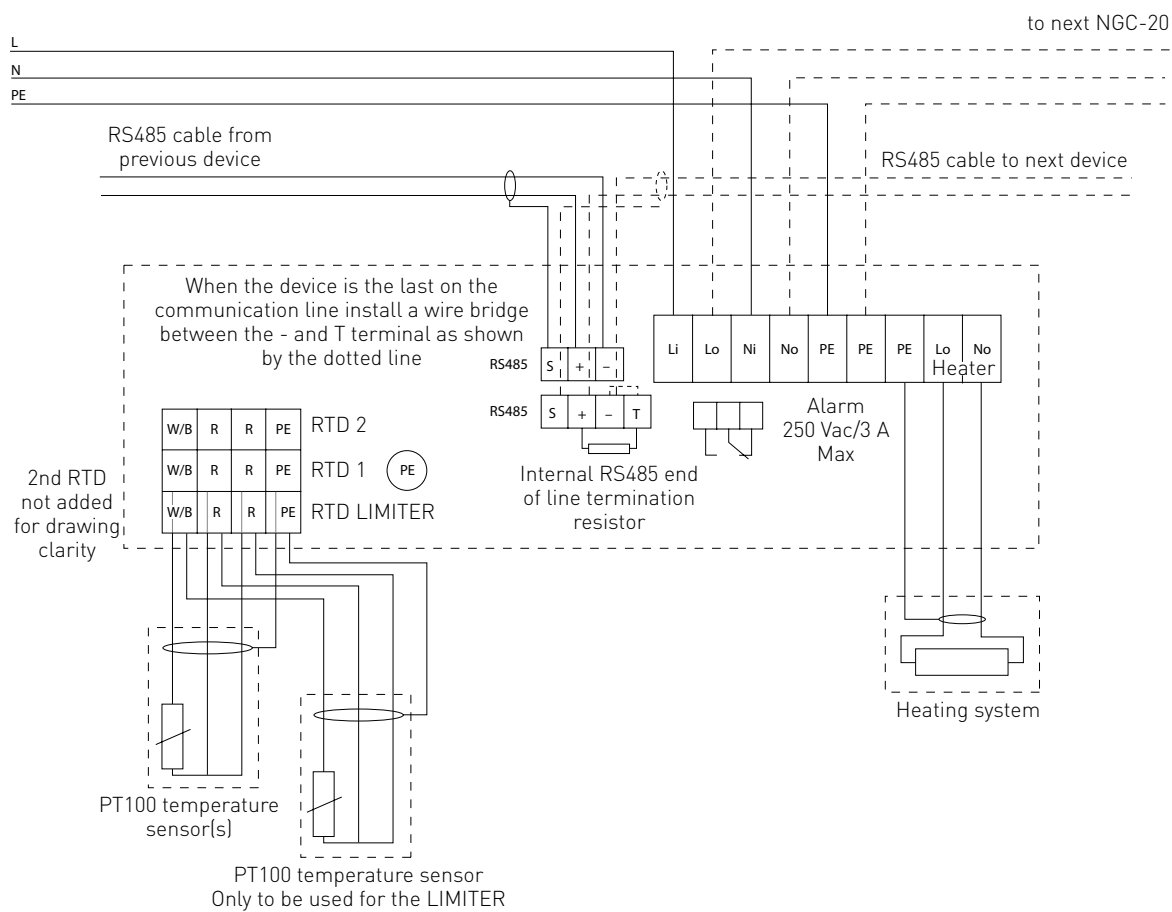
SUPPORT BRACKET FOR INSTALLATION ON PIPE

Product name	SB-125
Part number & (weight)	1244-06603 (0.5 kg)

BLUETOOTH ENABLED HANDHELD PROGRAMMING DEVICE WITH CUSTOMIZED RAYCHEM SOFTWARE

Product name	NGC-CMA-EX  (Hazardous area approved device for use in Zone 1, 2, 21, 22)
Part number & (weight)	1244-006605 (1.2 kg)
Product name	NGC-CMA-NH (Industrial grade, not approved for use in hazardous area)
Part number & (weight)	1244-006606 (0.8 kg)

CONNECTION DIAGRAM (TYPICAL)





WWW.PENTAIRTHERMAL.COM

EUROPE, MIDDLE EAST, AFRICA

Tel: +32.16.213.511
Fax: +32.16.213.603
thermal.info@pentair.com

UNITED KINGDOM

Tel: 0800 969 013
Fax: 0800 968 6241
salesthermaluk@pentair.com

IRELAND

Tel: 1800 654 241
Fax: 1800 654 240
salesie@pentair.com

All Pentair trademarks and logos are owned by Pentair or its global affiliates. Pentair reserves the right to change specifications without prior notice.

© 1998-2015 Pentair.